


2014 Mercedes-Benz CLA 250 2.0L TURBO AMG



Purchase Price


\$22,990

Includes GST
Excludes on-road costs of \$695


Indicative repayments

\$122.50 per week*

Based on a 48 month term & 20% deposit.
Total repayments (208) = **\$30,216.42**



Gain peace of mind with
Mechanical Breakdown
Insurance. **Ask us how.**



Top features

None Listed

Body Style
4 door, Sedan

Odometer
69,090 km

Engine
2000 cc


Fuel Type
Petrol

Transmission
Automatic

Wheels
-

VIN
WDD1173442N070416

Interior
-

Safety

Based on 2023 UCSR rating for 13-19 models

Reg No.
-

Ext Colour
White

History
Ex-Overseas

Seats
5 seats

CO2 Emissions
★★★★☆
160 grams/km


Energy Economy
★★☆☆☆
Annual fuel cost of \$2,670
6.8L per 100km

Cost per year is an estimate based on petrol price of \$2.80 per litre and an average distance of 14000 km. Emissions and Energy Economy figures standardised to 3P WLTP.

Stock ID: 20494



Shore Prestige | Phone 0508 888 088 | Email admin@shoreprestige.co.nz
113 Diana Drive, Wairau Valley, Auckland 0627, New Zealand
www.shoreprestige.co.nz



★★★★★
4.83 | 855 reviews

* Shore Prestige is not a lender nor a financial adviser. Any amounts displayed should not be seen as an offer of finance or taken as financial advice. The interest rate, fees and loan term used in this calculation may not actually represent those available from lenders. Actual interest rates, fees and loan terms will vary per lender and are typically based on an assessment of your credit risk and responsible lending criteria. Any repayment amounts displayed are indicative only and have been calculated using several other indicative inputs. The interest rate used in this calculation is an arbitrary 13.95%, however exact interest rates vary per lender. The term of the loan used in this calculation is 48 months. Exact terms available vary per lender although options typically include 6, 12, 18, 24, 36, 48 and 60 months. This calculation also includes a typical mandatory fee charged by lenders. This is a one-off establishment fee of \$495.00. Typically, this fee can be paid upfront or, as in this calculation, be capitalised over the contract term, ie. included in the loan amount. This fee can vary per lender and other non-mandatory fees and charges may also apply. The total amount of repayments has been calculated by multiplying 208 weekly repayments (based on a 48 month term) by the weekly repayment amount of \$122.50 which equals \$30,216.42. This calculator does not consider any of your own personal circumstances and we strongly suggest you seek budgeting advice prior to committing to any loan contract. Responsible lending criteria and lender terms and conditions will likely apply to any finalised loan contract. Proof of security and/or vehicle insurance may also be required before proceeding.